

# How to use a Cummerbund Buckle Set

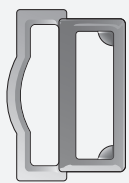
## What is a Cummerbund Buckle?

A cummerbund is a fabric belt traditionally worn with a tuxedo. Buckles attached to the strap keep it nice and snug. Cummerbund Buckles perform this function. A cummerbund is easy to make and can be worn by men or women.

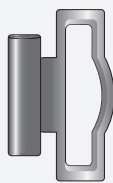
### Item #741

#### What are the parts?

Each set includes:  
a 2-piece buckle and slide



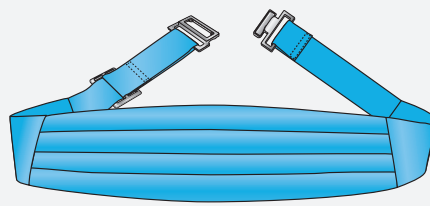
Actual size: Female side



Male side



Slide Adjuster



Finished Cummerbund

## How to make a cummerbund:

Follow pattern instructions to create your cummerbund. It is easiest to attach buckle to strap before connecting them to cummerbund. You will use the male and female parts of buckle with slide adjuster and a 1-1/8" strap to make a cummerbund.

1. Slide one end of strap around center bar of slide adjuster. Stitch end to secure.
2. Slide opposite end of strap through curved slot in female portion of buckle, from wrong to right side. Then pass strap through slide. Attach loose end of strap to side of cummerbund.
3. Slide remaining strap through male buckle from right to wrong side. Stitch end in place. Connect loose end of this strap to opposite side of cummerbund.
4. To latch buckle, simply insert rounded bar on male buckle up through slot on female buckle. Adjust position of slide to tighten or loosen strap of cummerbund.

